



مدرسة قطر للعلوم المصرفية وإدارة الأعمال الثانوية  
**Qatar Banking Studies and Business  
Administration | Secondary School**

# FINANCIAL CALCULATIONS

**Grade 10  
Semester 1**



**نبني  
اقتصادي  
المستقبل**

**Activity book**



# FINANCIAL CALCULATIONS

Grade 10 Foundation Activity book



# FINANCIAL CALCULATIONS

## Grade 10 Foundation Activity book

Student Name: .....

Student Class: .....



## Copyright

© Qatar Central Bank &

Qatar Banking Studies and Business Administration  
Secondary School for Boys (QBSBAS)  
PO Box 31202  
DOHA QATAR

Telephone: +974 40127299  
Facsimile: +974 40127298

All rights reserved. This work has been produced by Learning Innovation and Development, Holmesglen Institute of TAFE, for Qatar Banking Studies and Business Administration Independent Secondary School. © This work is copyright. No part may be reproduced except in accordance with the Copyright Act or with the written permission of Qatar Banking Studies and Business Administration Independent Secondary School.

## Disclaimer

The views expressed in this publication do not necessarily represent the views of Qatar Central Bank and QBSBAS. Qatar Central Bank and QBSBAS do not give warranty nor accept any liability in relation to the content of this work. No person should rely on the contents of this publication without first obtaining advice from a qualified professional person.

This publication is distributed on the terms and understanding that the authors, consultants and editors are not responsible for the results of any actions taken on the basis of information in this publication, nor for any error in or omission from this publication and the publisher is not engaged in rendering legal, accounting, professional or other advice or services.

The publisher, and the authors, consultants and editors, expressly disclaim all and any liability and responsibility to any person, whether a purchaser or reader of this publication or not, in respect of anything, and of the consequences of anything, done or omitted to be done by any such person in reliance, whether wholly or partially, upon the whole or any part of the contents of this publication. Without limiting the generality of the above, no author, consultant or editor shall have any responsibility for any act or omission of any other author, consultant or editor.

## Published by:

Qatar Banking Studies and Business Administration Independent Secondary School PO Box 31202 DOHA QATAR Telephone: +974 44876351 Facsimile: +974 42417211	Printed for Qatar Banking Studies and Business Administration Independent Secondary School  First published: September 2011  Updated: March 2015	Version: 2  Version 1_15
--	--	--------------------------------

## Acknowledgements

These resources were developed by the Qatar Commercial Education Project Team in the State of Qatar, in conjunction with Holmesglen Institute in Melbourne, Australia. Holmesglen Institute would like to acknowledge the contribution made by:

Mr Warren Wilkinson	Australian Team Project Manager
Mr Graham Smith	Business/Banking Teaching Adviser
Mr Stephen Parratt	ESL/Teacher Training Adviser

All of the teaching staff at Qatar Banking Studies and Business Administration Independent Secondary School who have made a contribution to the development of these resources .

Refinement and editing of education content has been further developed by the Learning Innovation and development department at Holmesglen Institute of TAFE, in particular:

Ms Grisel Arancio	Administration and template design
Mr Matt Morris	Graphic design



# Contents

• <b>About this Learner Resource</b> .....	6
How will I be assessed? .....	6
Copyright .....	6
• <b>About this unit</b> .....	7
• <b>Introduction</b> .....	9
• <b>Your personality</b> .....	10
What influences your personality? .....	10
Body language worksheet .....	14
Personality traits .....	16
• <b>Values, attitudes and behaviours</b> .....	21
Values .....	21
Attitudes .....	22
Behaviour .....	22
Positive and negative behaviour .....	27
• <b>Leadership</b> .....	29
Personal skills and aptitudes .....	30
• <b>Motivation</b> .....	36
Motivation and work .....	37
Social competence .....	39
• <b>Emotional intelligence</b> .....	44
• <b>Health and wellbeing</b> .....	47
What our body needs! .....	48
Exercise .....	52
Work/life balance .....	55



## About this Learner Resource

The purpose of this Learner Resource is to provide you with the underpinning knowledge required to assist you in completing assessment/s in Careers and Personal Development Part A.

This Learner Resource also contains activities for you to test your knowledge and examples of skills application.

Throughout this Learner Resource you will see icons that identify important information, provide opportunities to test your knowledge and practice skills as well as suggested times to begin a formal assessment. These icons are displayed as follows:



### Inform

This icon is used to highlight important information, notes, research or training and assessment tips.



### Practice

This icon is used to highlight an ideal time to test your knowledge or practise what you have learnt.

## How will I be assessed?

In order to achieve competency in Careers and Personal Development – Part A you will need to demonstrate the skills and knowledge required for the unit.

Your teacher will decide with you how and when you will be assessed.

## Copyright

Parts of this Learner Resource (text and graphics) may have been obtained from other sources and is reproduced within the laws and rights of copyright.



## Acknowledgements

These resources were developed by the Qatar Commercial Education Project Team in the State of Qatar, in conjunction with Holmesglen Institute in Melbourne, Australia. Holmesglen Institute would like to acknowledge the contribution made by:

Mr Warren Wilkinson	Australian Team Project Manager
Mr Graham Smith	Business/Banking Teaching Adviser
Mr Stephen Parratt	ESL/Teacher Training Adviser

All of the teaching staff at Qatar Banking Studies and Business Administration Independent Secondary School who have made a contribution to the development of these resources .

Refinement and editing of education content has been further developed by the Learning Innovation and development department at Holmesglen Institute of TAFE, in particular:

Ms Grisel Arancio	Administration and template design
Mr Matt Morris	Graphic design

## About this unit

Welcome to the Learner Resource for Personal Development. In this Learner Resource you will be learning the skills and knowledge that will allow you to analyse your own personality and the personality of others as well as identify personal values and attitudes, skills and aptitudes. It also accompanies an opportunity for participation in an environmental or community project.

It is suggested that to meet all the requirements of Personal Development you will need to complete the following tasks:

- Read the information contained in this Learner Resource.
- Complete the activities.
- Complete all the required assessment/s for this unit.

The topics in this Learner Resource are:

- Exploring my personality and personality traits
- Values, attitudes and behaviour
- Personal skills and aptitudes
- Social and personal competencies
- Emotional intelligence
- Health and wellbeing
- Environmental issues
- Community involvement



## Introduction



You are about to commence a vocational course where you will be introduced to a number of issues that impact you and influence the type of interaction you have with others in the society and community. You will demonstrate selfmanagement goals to complete a variety of tasks, and develop a personal profile.

You will also explore contemporary environment and community issues.



# The chronological order

## Activity No. 1

Arrange the following into the correct chronological order.

18 Sept 2012	
22 Oct 2012	
12 Feb 2012	
06 Apr 2013	
04 Mar 2011	
24 Oct 2011	
15 May 2012	
03 Jun 2011	

## Activity No. 2

Arrange the following into the correct chronological order.

18 Jan 2014	
22 Apr 2014	
12 Feb 2014	
24 Jul 2013	
24 Oct 2013	
25 Jun 2013	

# Rounding Numbers

## Activity No. 1

Round the following expenses for the Qatar Storage to the nearest ten thousand.


Expense	QR	QR (nearest ten thousand)
Supplies	196,120	
Electricity	13,585	
Cartage Out	54,882	
Advertising	158,900	
Wages	712,241	
Cartage In	18,800	
Repairs and maintenance	34,505	
Stationery	106,005	



## Activity No. 2

Round the following expenses for the Qatar Storage to the nearest ten thousand.

Expense	QR	QR (nearest ten thousand)
Supplies	281,031	
Electricity	100,928	
Cartage Out	311,972	
Advertising	773,390	
Wages	200,000	
Vehicle expenses	492,007	
Cartage In	910,002	
Repairs and maintenance	661,801	
Stationery	590,224	



# Basics of Commercial Invoices

## Activity No. 1

Below is an extract of a partially completed spreadsheet designed to calculate the total cost of individual products as well as the total cost of all products?

	A	B	C	D	E
1	Product	Code	Price	Quantity	Total Cost
2	A4 Copy Paper	A4 Pap	7.30	12	
3	A3 Copy Paper	A3 Pap	9.50	6	
4	Pencils HB	HB Penc	4.00	7	
5	Pens Bic Blue	BB Pens	3.20	3	
6	TOTAL				





## Activity No. 2

Below is an extract of a partially completed spreadsheet designed to calculate the total cost of individual products as well as the total cost of all products?

	A	B	C	D	E
1	Product	Code	Price	Quantity	Total Cost
2	A4 Copy Paper	A4 Pap	15.20	83	
3	A3 Copy Paper	A3 Pap	7.40	90	
4	Pencils HB1	HB Penc	2.90	145	
5	Pens Bic Blue	BB Pens	5.60	400	
6	Pencils HB2	HB Penc	3.50	230	
7	Stable Size 3	STB	21	22	
8	TOTAL				

### Activity No. 3

Read the order form below. Check each calculation for any errors and correct them in the most appropriate manner, a single neat line through the error and the correct figure placed above the error.

Item	Quantity	Price/unit	Total cost	Correction
<b>Paper</b>				
Tissue	10 reams	\$2.55 ream	\$25.50	
Butcher's paper	16 reams	5.35 ream	\$85.60	
Newsprint	45 reams	2.00 ream	\$90.00	
Wadding	12 reams	\$6.70 ream	\$80.40	
		<b>Subtotal 1</b>	\$284.50	
<b>Polystyrene</b>				
Chips	6.5 kg	\$5.60 per kg	\$36.40	
Moulded inserts	12 kg	\$11.53 per kg	\$141.96	
		<b>Subtotal 2</b>	\$178.36	
<b>Pallets</b>				
Wooden	12	\$35.00 each	\$420.00	
Plastic	32	\$28.00 each	\$896.00	
Corrugated	27	\$32.00 each	\$869.00	
		<b>Subtotal 3</b>	\$2,185.00	
		<b>Total cost of order</b>	\$2,647.86	

## Activity No. 4

Read the order form below. Check each calculation for any errors and correct them in the most appropriate manner, a single neat line through the error and the correct figure placed above the error

Item	Quantity	Price/unit	Total cost	Correction
<b>Paper</b>				
Tissue	15 reams	\$3.75 ream	\$25.50	
Butcher's paper	22 reams	\$8.00 ream	\$85.60	
Newsprint	80 reams	\$2.40 ream	\$90.00	
Wadding	79 reams	\$5.10 ream	\$80.40	
		<b>Subtotal 1</b>	\$284.50	
<b>Polystyrene</b>				
Chips	12.5 kg	\$3.80 per kg	\$36.40	
Moulded inserts	15 kg	\$13.10 per kg	\$141.96	
		<b>Subtotal 2</b>	\$178.36	
<b>Pallets</b>				
Wooden	15	\$35.00 each	\$806.00	
Plastic	14	\$28.00 each	\$849.00	
Corrugated	6	\$32.00 each	\$869.00	
		<b>Subtotal 3</b>	\$2,185.00	
		<b>Total cost of order</b>	\$2,647.86	

## Activity No. 5

Complete the following invoices and then round the amount to the nearest ten.

<b>Qatar Luxury Furnishings</b> 5878 Salwa Road Al Sadd Qatar 3358 9625 ashraf@luxuryfurnishings.qa		<b>INVOICE</b> <b>Invoice number:</b> B78258 <b>Invoice date:</b> 1 March 2013	
<b>Customer information</b>			
<b>Billing address</b>			
<b>Company:</b>	Al Rayaam Constructions		
<b>Name:</b>	Omar Ali Hadad		
<b>Address:</b>	PO Box 1254, Al Rayaam		
<b>City:</b>	Doha, Qatar		
<b>Quantity</b>	<b>Product description</b>	<b>Amount (each)</b>	<b>Amount</b>
25	Office chairs – orange	135	
6	Deluxe office desks	200	
12	Director chair	250	
10	Boardroom table	500	
<b>Grand total:</b>			

## Activity No. 6


Complete the following invoices and then round the amount to the nearest ten.

<b>Qatar Luxury Furnishings</b> 5878 Salwa Road Al Sadd Qatar 3358 9625 ashraf@luxuryfurnishings.qa		<b>INVOICE</b> <b>Invoice number:</b> B78259 <b>Invoice date:</b> 1 March 2013	
<b>Customer information</b>			
<b>Billing address</b>			
<b>Company:</b>	Doha Travel Agency		
<b>Name:</b>	Reda Ahmed Dawood		
<b>Address:</b>	PO Box 9051, Old Airport		
<b>City:</b>	Doha, Qatar		
<b>Quantity</b>	<b>Product description</b>	<b>Amount (each)</b>	<b>Amount</b>
5	Office chairs – orange	135	
9	Deluxe office desks	200	
17	Director chair	250	
3	Boardroom table	500	
<b>Grand total:</b>			

## Activity No. 7

Complete the following invoices and then round the amount to the nearest ten.


<b>Qatar Luxury Furnishings</b> 5878 Salwa Road Al Sadd Qatar 3358 9625 ashraf@luxuryfurnishings.qa		<b>INVOICE</b> <b>Invoice number:</b> B78259 <b>Invoice date:</b> 1 March 2013	
<b>Customer information</b>			
<b>Billing address</b>			
<b>Company:</b>	Qatar Airways		
<b>Name:</b>	Ahmed Fareed Abdelazeez		
<b>Address:</b>	PO Box 2055, Down Town		
<b>City:</b>	Doha, Qatar		
<b>Quantity</b>	<b>Product description</b>	<b>Amount (each)</b>	<b>Amount</b>
150	Office chairs – orange	135	
200	Deluxe office desks	203	
350	Director chair	257	
40	Boardroom table	503	
<b>Grand total:</b>			



# Business Graphs

## Activity No. 1

Prepare a bar graph representing the data from activity 1, page 4.  
Use appropriate labels and titles for the graph.






## Activity No. 2

The following data represents the monthly inflation rates for a country in 2013. Prepare and correctly label a line graph to show these figures and then answer the questions below a-f.

Month	Inflation Rate %	Month	Inflation Rate %
Jan	7.80	Jul	8.75
Feb	9.16	Aug	7.13
Mar	2.15	Sep	12.40
Apr	7.10	Oct	1.80
May	5.80	Nov	4.95
Jun	3.25	Dec	6.90



a) Describe how the inflation rate has changed over the year.

b) What month/s had the highest unemployment rate and what was it?

c) What month/s had the lowest unemployment rate and what was it?

d) What month had the biggest increase in unemployment from the previous month?

e) What month had the smallest increase in unemployment from the previous month?

f) Calculate the average unemployment rate for the year.

# Business Ratios

## Activity No. 1

A company's rental agreement states that they pay QR 14,900 per month. They have just signed a new agreement, and the rent will be increased by 5%. What will the new monthly rental expense be?

## Activity No. 2

A company's rental agreement states that they pay QR 22,500 per month. They have just signed a new agreement, and the rent will be increased by 2.5%. What will the new monthly rental expense be?

## Activity No. 3

A company's rental agreement states that they pay QR 10,700 per month. They have just signed a new agreement, and the rent will be increased by 3.75%. What will the new monthly rental expense be?

#### Activity No. 4

A company's rental agreement states that they pay QR 26,500 per month. They got a notice that the rent will be decreased by 15% according to maintenance. What will the new monthly rental expense be?

#### Activity No. 5

A company's rental agreement states that they pay QR 12,900 per month. They got a notice that the rent will be decreased by 4.25% according to maintenance. What will the new monthly rental expense be?

#### Activity No. 6

A company's rental agreement states that they pay QR 12,900 per month. They got a notice that the rent will be decreased by 4.25% according to maintenance. What will the new monthly rental expense be?

# Types of Company Expenses

## Activity No. 1

Qatar Trading produces Product A, which has a unit variable cost of QR 5 per unit and a fixed manufacturing cost of QR 50,000. Each unit has a selling price of QR8. Determine the following assuming 20,000 units are produced and sold.

- a) Fixed Cost
- b) variable costs
- c) Total costs
- d) Total revenue after 20,000 units are sold
- e) Profit at 20,000 units.

## Activity No. 2

Qatar Trading produces Product A, which has a unit variable cost of QR 7.5 per unit and a fixed manufacturing cost of QR 20,000. Each unit has a selling price of QR 25. Determine the following assuming 60,000 units are produced and sold.

- a) Fixed Cost
- b) variable costs
- c) Total costs
- d) Total revenue after 60,000 units are sold
- e) Profit at 60,000 units.

### Activity No. 3

Qatar Trading produces Product A, which has a unit variable cost of QR 34 per unit and a fixed manufacturing cost of QR 75,000. Each unit has a selling price of QR 80. Determine the following assuming 15,000 units are produced and sold.

- a) Fixed Cost
- b) variable costs
- c) Total costs
- d) Total revenue after 15,000 units are sold
- e) Profit at 15,000 units.



# Simple Interest

## Activity No. 1

a) What will be the future value of QR 25,000 invested over 2 years at 1.5% pa simple interest?

b) Calculate the simple interest on QR 15,000 deposited for 4 years at a rate of 3%.

c) How long will it take for \$7000 to grow to \$7,500 at a simple interest rate of 3.5%?

## Activity No. 2

a) What will be the future value of QR 28,000 invested over 8 years at 3% pa simple interest?

b) Calculate the interest rate on QAR 259,400 deposited for 2 and quarter years, and the total amount is QAR 274,160.

c) How long will it take for \$13,000 to grow to \$16,900 at a simple interest rate of 4.25%?

### Activity No. 3

a) What will be the principle amount of a deposit invested over 1.5 years at 2.50%. And the total amount is QAR 55,170?

b) Calculate the interest rate on QAR 78,000 deposited for 4 years, and the total amount is QAR 85,239.

c) How long will it take for \$13,000 to grow to \$16,900 at a simple interest rate of 4.25%?

#### Activity No. 4

a) What will be the principle amount of a deposit invested over 5 years at 3%. And the total amount is QAR 70,000?

b) Calculate the interest rate on QAR 90,000 deposited for 2 years, and the total amount is QAR 105,000.

c) How long will it take for \$36,000 to grow to \$40,000 at a simple interest rate of 2.75%?

# Compound Interest

## Activity No. 1

What is the accumulated value of QR 5,000 invested at the compound rate of 2.5% per annum for 4 years when interest is paid?

a) Annually

b) Quarterly

c) Monthly

## Activity No. 2

What is the accumulated value of QR 41,000 invested at the compound rate of 1.25% per annum for 6 years when interest is paid?

a) Every year

b) Quarterly

c) Monthly

### Activity No. 3

What is the accumulated value of QR 94,900 invested at the compound rate of 3.25% per annum for 5 years when interest is paid?

a) Every half year

b) Every 4 months

c) Every 2 months



#### Activity No. 4

What is the accumulated value of QR 250,400 invested at the compound rate of 4.75% per annum for 3 years when interest is paid?

a) Every half year

b) Every 4 months

c) Every 2 months

# Introduction

## Activity No. 1

Match the currency abbreviation in the left column with the suitable country in the right column?

Currency abbreviation	Matching	Country
1. QAR		a. European Union
2. U\$D		b. Japan
3. EURO		c. Switzerland
4. CAD		d. Australia
5. GBP		e. United States of America
6. AUD		f. State of Qatar
7. CHF		g. Canada
8. JPY		h. United Kingdom

## Activity No. 2

**State whether the following sentences true or false:**

- The foreign exchange market is a local financial market for trading currencies.
- The foreign exchange market determines the values of different stocks and bonds.
- Forex market is working around the clock.
- The EURO is the currency of the USA.
- The CHF is the currency of the European Union.
- The AUD is the currency of Australia.

# Exchanging Money

## Activity No. 1

Use the table to answer related questions:

USD/QAR	
Sell	Buy
3.6500	3.6400

- If you buy US Dollar which rate you will use.
- If you sell US Dollar which rate you will use.
- If you are going to The USA next week, which rate you will use.
- If an American tourist will come to Qatar, which rate he will use.
- Fahd Al-Dulaimi will study in Texas university and he needs to take \$5,000 when travelling for the first time, how much QAR he needs to exchange for USD?

- Yusef Al-Swedish will travel to California next vacation as a tourist, and he needs to take \$8,000 when travelling, how much QAR he needs to exchange for USD?

- Mubarak Al-Marri is coming from The USA and he has \$ 15,000, how much QAR he gets when exchanging for the USD?.

- Mohammed Al-Naimi has a company which exports Qatari heritage products to The USA. He received a sales of \$ 26,000 from the American importer. Convert the amount to the QAR equivalent.


## Activity No. 2

Use the table to convert from foreign currencies to Qatari Riyal.

### Exchange Rates of Foreign Currencies Against QAR in 11/11/2013

Currency	Sell	Buy
USD/QAR	3.6500	3.6400
EUR/QAR	4.9500	4.9271
JPY/QAR	0.0480	0.0473
GBP/QAR	5.6275	5.6256
CHF/QAR	4.0358	4.0342
CAD/QAR	3.5998	3.5960
AUD/QAR	3.6462	3.6444
HKD/QAR	0.4682	0.4670

Amount in Foreign currency	Amount in QAR
U\$D 1,000	QAR
U\$D 3,450	QAR
CHF 1,000,500	QAR
EURO 500,628	QAR
JPY 1,500,000	QAR
GBP 9,805	QAR
CAD 46,300	QAR
AUD 23,591	QAR



### Activity No. 3

Use the table to convert from Qatari Riyal to foreign currencies.

Amount in QAR	Amount in Foreign currency
QAR 100,400	U\$D
QAR 70,329	EURO
QAR 200,006	JPY
QAR 350,782	GBP
QAR 20,080	CHF
QAR 100,000	CAD
QAR 4,800	AUD

### Activity No. 4

Calculate the foreign exchange rate between QAR and the other currencies.

Amount in QAR	Foreign Exchange Rate	Amount in Foreign currency
QAR 22,500		U\$D 6,147.54
QAR 88,007		EURO 17,707.64
QAR 469,211		JPY 10,426,911.11
QAR 847,230		GBP 146,074.13
QAR 500,933		CHF 123,079.36
QAR 7,120,337		CAD 2,225,105.31
QAR 130,877,246		AUD 35,564,469.02

# Drawing Forex Charts

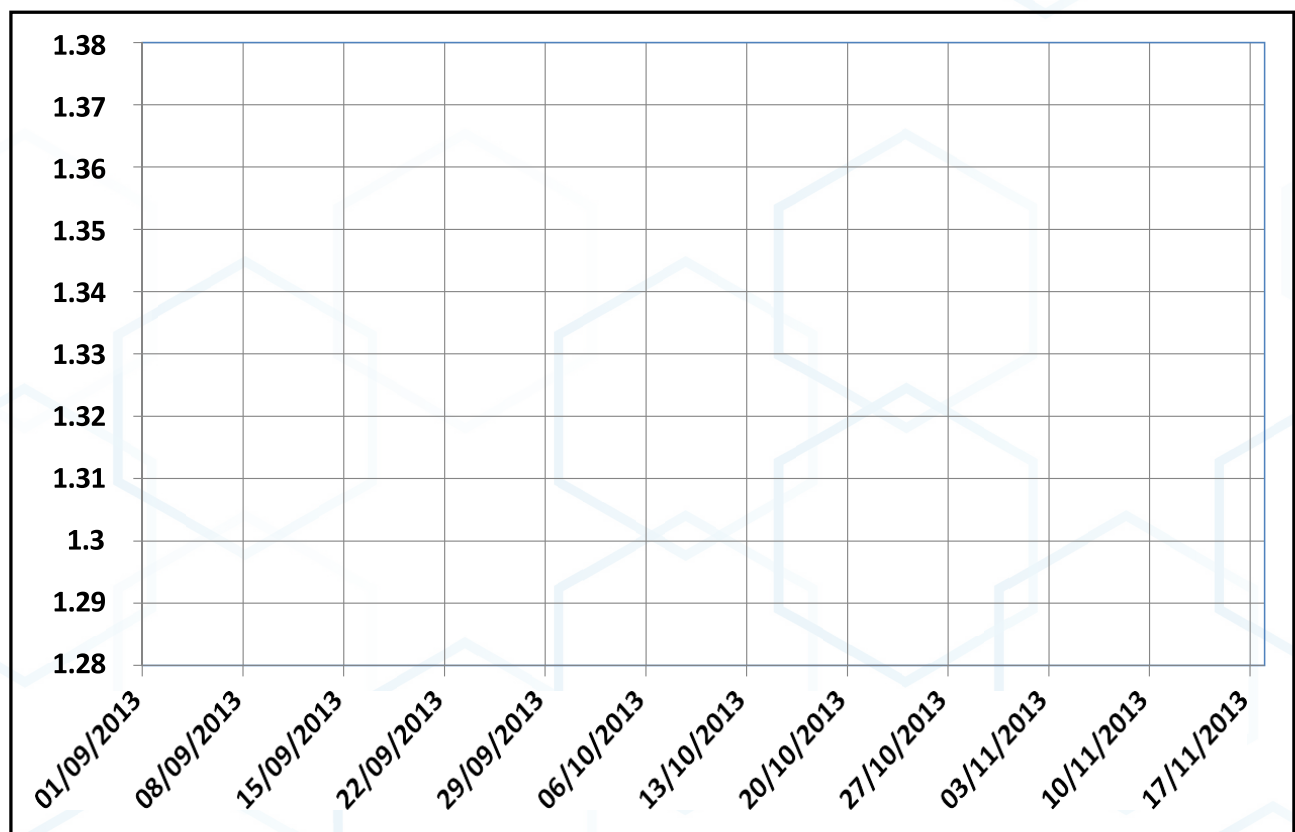
## Activity No. 1

The table No. 1 displays the foreign exchange rate between EURO/USD. Draw the linear graph chart for the pair of currency, then draw a trend line represents the direction of the rate with comments.

**Table No. 1**

EURO/USD Exchange Rate Table, Period: 90 Days, Frequency: Weekly

End Date	EURO/USD	End Date	EURO/USD	End Date	EURO/USD
01/09/2013	1.3316	29/09/2013	1.3507	27/10/2013	1.3748
08/09/2013	1.318	06/10/2013	1.3552	03/11/2013	1.3687
15/09/2013	1.3257	13/10/2013	1.3548	10/11/2013	1.3459
22/09/2013	1.3421	20/10/2013	1.3588	17/11/2013	1.3429



<b>Period Average</b>		<b>Period Low</b>		<b>Period High</b>	
-----------------------	--	-------------------	--	--------------------	--

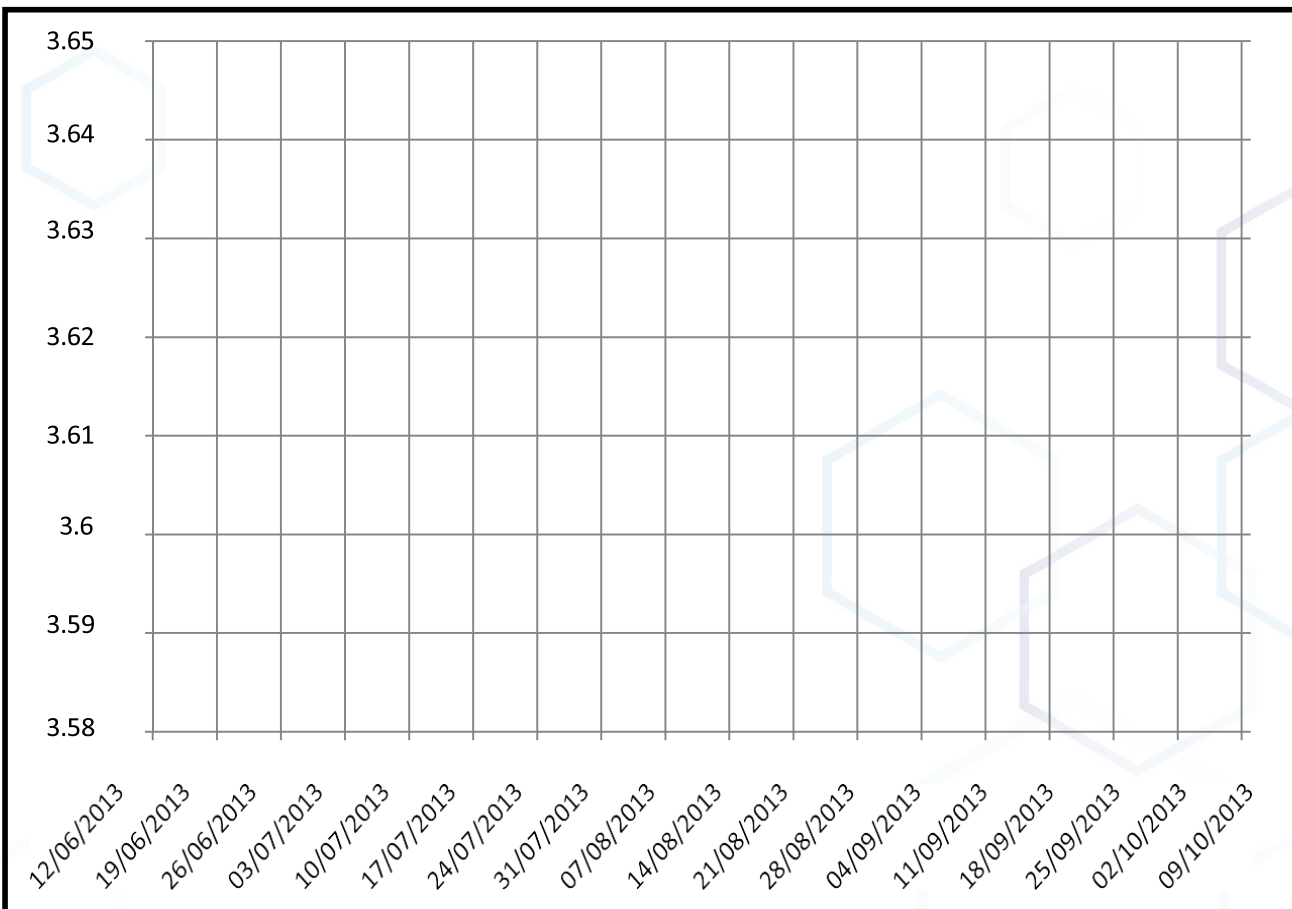
## Activity No. 2

The table No. 2 displays the foreign exchange rate between U\$D/QAR. Draw the linear graph chart for the pair of currency, then draw a trend line represents the direction of the rate with comments.

**Table No. 2**

U\$D/QAR Exchange Rate Table, Period: 180 Days, Frequency: Weekly

End Date	EURO/U\$D	End Date	EURO/U\$D	End Date	EURO/U\$D
12/06/2013	3.6379	24/07/2013	3.6396	04/09/2013	3.6399
19/06/2013	3.6398	31/07/2013	3.6400	11/09/2013	3.6398
26/06/2013	3.6407	07/08/2013	3.6388	18/09/2013	3.6401
03/07/2013	3.6409	14/08/2013	3.6381	25/09/2013	3.6396
10/07/2013	3.6399	21/08/2013	3.6028	02/10/2013	3.6398
17/07/2013	3.6390	28/08/2013	3.6400	09/10/2013	3.6410




# Cost of Imported Products

## Activity No. 1

The following table shows the cost of a suitcase, which is imported by QBBS limited company from China. Read the table and then answer related questions.

Item	Value in U\$D	U\$D/QAR	
Purchasing cost	65.75	<b>Sell</b>	<b>Buy</b>
Freight	2.74	<b>3.6500</b>	<b>3.6400</b>
Insurance	8.22		
Import Tax	3.29		



- Calculate the cost of the item in U\$D.
- Calculate total cost if you import 250 pieces in U\$D.
- If you need to buy U\$D from the exchange to import the item, Calculate the equivalent QAR amount you need to import these 250 pieces.



## Activity No. 2

The following table shows cost of iphone which is imported by ARK limited company from the USA. Read the table and then answer related questions.

Item	Value in U\$D
Cost price	328.77
Air freight	13.70
Insurance	6.85
Duty (import tax)	10.96
Number of imported units in 2013	1200



U\$D/QAR	
Sell	Buy
3.6500	3.6400

- Calculate the cost of the item in U\$D.
- Calculate total cost if you import 1200 pieces in U\$D.
- If you need to buy U\$D from the exchange to import the item, Calculate the equivalent QAR amount you need to import these 1200 pieces

### Activity No. 3

The following table shows cost of Dell desktop PC which is imported by Doha Hi-tech from the Singapore. Read the table and then answer related questions.

Item	Value in U\$D
Cost price	200
Air freight	35
Insurance	20
Duty (import tax)	15
Number of imported units in 2013	500



- Calculate the cost of the item in U\$D.
- Calculate total cost if you import 500 pieces in U\$D.
- If you need to buy U\$D from the exchange to import the item, Calculate the equivalent QAR amount you need to import these 500 pieces.

## Activity No. 4

Complete the invoice and then answer related questions.

<b>Toronto Luxury Furnishings</b> Ontario Canada +1 390 888 274 john@luxuryfurnishings.ca		<b>INVOICE</b> <b>Invoice number:</b> B78260 <b>Invoice date:</b> 1 March 2013	
<b>Customer information</b>			
<b>Billing address</b>			
<b>Company:</b>	Qatar Airways		
<b>Name:</b>	Mohamed Khalifa Alkubasi		
<b>Address:</b>	PO Box 2055, Down Town		
<b>City:</b>	Doha, Qatar		
<b>Quantity</b>	<b>Product description</b>	<b>Amount \$CN</b>	<b>Amount</b>
150	Office chairs – orange	135	
200	Deluxe office desks	200	
350	Director chair	250	
40	Boardroom table	500	
		Total 1	
		Insurance	1500
		Freight	2000
		Total 2	

a. Calculate the total amount of the invoice in \$CN.

b. Calculate the total amount of the invoice in QAR using the foreign exchange rate (\$CN 1 = QAR 3.5998).

## Activity No. 5

Complete the invoice and then answer related questions.

<b>Toronto Luxury Furnishings</b> Ontario Canada +1 390 888 274 john@luxuryfurnishings.ca		<b>INVOICE</b> <b>Invoice number:</b> B78260 <b>Invoice date:</b> 1 March 2013	
<b>Customer information</b>			
<b>Billing address</b>			
<b>Company:</b>	Qatar Airways		
<b>Name:</b>	Mohamed Khalifa Alkubasi		
<b>Address:</b>	PO Box 2055, Down Town		
<b>City:</b>	Doha, Qatar		
<b>Quantity</b>	<b>Product description</b>	<b>Amount \$CN</b>	<b>Amount</b>
100	Office chairs – orange	120	
270	Deluxe office desks	230	
310	Director chair	290	
80	Boardroom table	700	
		Total 1	
		Insurance	3800
		Freight	4200
		Total 2	

Calculate the equivalent QAR amount you need to import this shipment (GBP 1 = QAR 5.6275).



## Activity No. 6

Complete the invoice and then answer related questions.

	2011	2012	2013-Q1	2013-Q2
Exports ( F. O. B. )	416,047	484,003	131,807	123,205
Imports ( F. O. B. )	(98,010)	(112,065)	(26,816)	(27,936)

- Calculate the net of Qatar TB in QAR.
- Calculate the net of Qatar TB in U\$D (U\$D 1= QAR 3.65 ).
- Redo the calculations using the foreign exchange rate (U\$D 1= QAR 3.63 ).
- Redo the calculations using the foreign exchange rate (U\$D 1= QAR 3.67 ).

	2011	2012	2013-Q1	2013-Q2
Net of TB in QAR				
Net of TB \$ 3.65				
Net of TB \$ 3.630				
Net of TB \$ 3.67				

# The Meaning of Percentage

Percentages and ratios occur in many financial calculations. Basically, a percentage % is expressed out of 100, whereas a ratio is one number divided by another. The idea of percentages is that the whole of something can be thought of as 100%. The equation used to calculate the Base, Rate, and Percentage Amount, P.A. is as follows:

$$\text{Base} \times \text{Rate} = \text{Percentage Amount}$$

## Calculating Percentage Amount

### Activity No. 1

The following table displays basic statistics about the market share of cell phone companies. Read the information and then answer questions from (a- i).




Rank	Manufacturer	Market share	Percentage Amount (Production in billions)
1	Samsung	(Rate %)	
2	Apple	20.7%	
3	Nokia	19.8%	
4	ZTE	7.9%	
5	LG	4.2%	
6	Others	3.5%	
Total of World (Base)			



- Calculate the number of cellphone for each company if the total production for world is 6.5 billion.
- What is the market share of Nokia?
- Which company has the higher percentage?
- Calculate the total percentage of the top three corporations?




### Activity No. 2

The following table displays three producing countries of auto industry in 2011. Read the information and then calculate the percentage amount for every country.

Ranking	Country	Percentage Amount (Production in billions)	Market share %
11	 Canada		2.75%
12	 Russia		2.56%
13	 Iran		2.12%
<b>Total of the world</b>		<b>77.74</b>	<b>100%</b>

### Activity No. 3

The following table displays three producing countries of auto industry in 2013. Read the information and then calculate the percentage amount for every country.

Ranking	Country	Percentage Amount (Production in billions)	Market share %
1	 China		25.23%
2	 European Union		18.46%
3	 United States		12.60%
<b>Total of the world</b>		<b>87,663,968</b>	<b>100%</b>

# Calculating The Rate

## Activity No. 1

### World Motor Vehicle Production











#### World Ranking of Manufacturers for year 2010

Ranking	Group	Percentage Amount (Production in billions)	Market Share % (Percentage Rate)
1	TOYOTA	8.56	
2	G.M.	8.48	
3	VOLKSWAGEN	7.34	
4	HYUNDAI	5.76	
5	FORD	4.99	
6	NISSAN	3.98	
7	HONDA	3.64	
14	B.M.W.	1.48	
15	MAZDA	1.31	
16	MITSUBISHI	1.17	
<b>World Total</b>		<b>77.74 (Base)</b>	100%

- What is the market share percentage of Ford?
- Which company has the highest percentage?
- What is your favorite car brand name?
- Can you list three autos, which are manufactured by Toyota?
- If you are a Development manager in Honda, what can you do to attract new customers using new options and accessories?
- If you are a sales and marketing manager in MAZDA, what can you do to attract new customers using different types of ads?

## Activity No. 2

The following table displays Top 10 motor vehicle producing countries in 2011. Read the information and then calculate the market share rate for every country.

Ranking	Group	Production in million	Market Share %
1	 China	18.42	
2	 United States	8.65	
3	 Japan	8.40	
4	 Germany	6.31	
5	 South Korea	4.66	
6	 India	3.94	
7	 Brazil	3.41	
8	 Mexico	2.68	
9	 Spain	2.35	
10	 France	2.29	
<b>Total of the world</b>		<b>77.74</b>	<b>100%</b>

# Calculating the Base


## Activity No. 1

The following table represents the rate of production in car industry for every country as a percentage of the world total. Compute the total of production for the whole world in 2007-2013.

Country	Year	P.A.	Rate%	World Total (Base)
South Korea	2007	4086308	5.58%	
Japan	2008	11575644	16.41%	
USA	2009	5731397	9.28%	
Malaysia	2010	567715	0.73%	
Germany	2011	6311103	7.88%	
UK	2012	1576945	1.87%	
China	2013	22116825	30.19%	

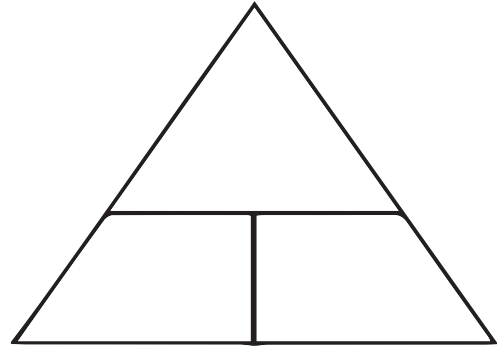
## Activity No. 2

During Ramadan only, your store sells a total of QR 25,000. It was 40% of the total sales for the year. What are your store's sales?



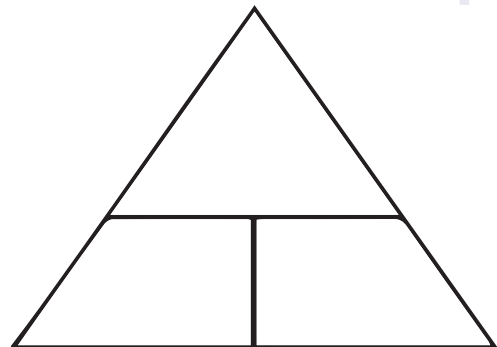
### Activity No. 3

If you save 20% from your monthly salary, which is QR 7000, how much is your monthly salary and the total saving for a year?



### Activity No. 4

If you save 15% from your monthly salary, which is QR 7000, how much is your monthly salary and the total saving for a year?



# Calculating Percentage Change

$$\text{Percentage change} = \frac{\text{New Value} - \text{Old Value}}{\text{Old Value}} \times 100$$

## Activity No. 1

From the table below calculate the percentage change for each two consecutive years.

### Production of Toyota 2006-2011

Year	Production in million	Calculations	Percentage change
2006	9.02		
2007	9.50		
2008	9.23		
2009	7.23		
2010	8.56		
2011	7.86		

## Activity No. 2

The following table displays the global production of motor vehicles (cars and commercial vehicles) by year. Read the information and then find the percentage change between each two years.

Year	Number of units in millions	Calculations
2001	56.30	-
2002	58.99	4.78%
2003	60.66	2.83%
2004	64.50	
2005	66.48	
2006	69.22	
2007	73.27	
2008	70.52	
2009	61.79	
2010	77.86	

- Find the percentage change between each two years.
- Which years have a downward trend comparing with previous years, and why?

### Activity No. 3

A company had sales of \$200,000 this month and \$160,000 last month. Find both the amount of increase and the Percentage Change.

### Activity No. 4

Suppose that Yamamoto's Gift Shop had sales of \$225,000 in November and then doubled its sales in December to \$450,000. What would be the percent increase for December over November?



### Activity No. 5

Because of Father's Day, Martin's Men's Store had sales of \$450,000 in June. Sales decreased by \$225,000 in July. What was the percent decrease in Martin's sales in July.

## Activity No. 6

Compute the amount of change and the Percentage change between this year and last year.

Description of Item	2014	2013	Change Amount	Percentage Change
17. Batteries	516	541		
18. Brake fluid (pints)	1,781	1,602		
19. Coolant (gallons)	2,045	1,815		
20. Headlight lamps	5,291	5,687		
21. Oil (quarts)	13,428	14,746		
22. Mufflers	639	585		
23. Shock absorbers	895	1,084		
24. Tires, auto	6,742	5,866		
25. Tires, truck	2,115	1,805		
26. Wiper blades	1,927	2,342		



## Test Your Knowledge and Skills

STOP

### Activity No. 1

**What is the equation used to calculate the percentage?**

- a.  $\text{Base} = \text{Percentage Amount} \times \text{Rate}$
- b.  $\text{Rate} = \text{Percentage Amount} \times \text{Base}$
- c.  $\text{Base} \times \text{Rate} = \text{Percentage Amount}$
- d.  $\text{Base} \times \text{Percentage Amount} = \text{Rate}$

### Activity No. 2

**What is the equation used to calculate the percentage change?**

a. Percentage change =  $\frac{\text{New value} - \text{Old value}}{\text{Old Value} + \text{New Value}} \times 100$

b. Percentage change =  $\frac{\text{New value} - \text{Old value}}{\text{Old Value}} \times 100$

c. Percentage change =  $\frac{\text{New value} - \text{Old value}}{\text{New Value}} \times 100$

d. Percentage change =  $\frac{\text{Old value} - \text{New value}}{\text{Old Value}} \times 100$

### Activity No. 3




The following table displays basic statistics about the market share of cell phone companies. Read the information and then answer questions from (a- i).

Ranking	Manufacturer	Market share (Rate %)	Percentage Amount (Production in billions)
1	Samsung	24.6%	
2	Nokia	13.9%	
3	Apple	8.3%	
4	LG	3.8%	
5	ZTE	3.3%	
6	Others	34.0%	
Total of World (Base)			

- Calculate the number of cellphone for each company if the total production for world is **9.8 billion**.
- What is the market share of Nokia? (      )
- Which company has the higher percentage? (      )
- Calculate the total percentage of the top three corporations? (      )

### Activity No. 4











The following table displays three producing countries of auto industry in 2013. Read the information and then calculate the percentage amount for every country.

Ranking	Country	Percentage Amount (Production)	Market share %
1	 China		22.50%
2	 European Union		15.70%
3	 United States		10.30%
Total of the world		75,593,127	100%



## Activity No. 5

The following table displays Top 10 motor vehicle producing countries in 2014. Read the information and then calculate the market share rate for every country.

Ranking	Year	Production in million	Market Share %
1	 China	20.42	
2	 United States	10.65	
3	 Japan	10.4	
4	 Germany	8.31	
5	 South Korea	6.66	
6	 India	5.94	
7	 Brazil	5.41	
8	 Mexico	4.68	
9	 Spain	4.35	
10	 France	4.29	
<b>Total of the world</b>		<b>90.50</b>	<b>100%</b>

### Activity No. 6

The following table represents the rate of production in car industry for every country as a percentage of the world total. Compute the total of production for the whole world in 2007-2013.

Country	Year	P.A.	Rate%	World Total (Base)
South Korea	2007	4086308	5.58%	
Japan	2008	11575644	16.41%	
USA	2009	5731397	9.28%	
Malaysia	2010	567715	0.73%	
Germany	2011	6311103	7.88%	
UK	2012	1576945	1.87%	
China	2013	22116825	30.19%	

## Activity No. 7

The following table displays the global production of motor vehicles (cars and commercial vehicles) by year. Read the information and then find the percentage change between each two years.

Year	Number of units in millions	Percentage change
2001	56.30	
2002	58.99	
2003	60.66	
2004	64.50	
2005	66.48	
2006	69.22	
2007	73.27	
2008	70.52	
2009	61.79	
2010	77.86	
	<b>90.50</b>	<b>100%</b>



### Activity No. 8

Compute the amount of change and the Percentage change between this year and last year for the sales of some auto items and parts in millions.

Description of Item	2014	2013	Change Amount	Percentage Change
17. Batteries	516	541		
18. Brake fluid (pints)	1,781	1,602		
19. Coolant (gallons)	2,045	1,815		
20. Headlight lamps	5,291	5,687		
21. Oil (quarts)	13,428	14,746		
22. Mufflers	639	585		
23. Shock absorbers	895	1,084		
24. Tires, auto	6,742	5,866		
25. Tires, truck	2,115	1,805		
26. Wiper blades	1,927	2,342		

# The Purpose Of Business Discount

To encourage prompt payment or to target particular customer groups, manufacturers offer discounts to wholesalers, wholesalers to retailers, and retailers to consumers. The discount is given on the list price. There are different types of business discount mainly trade, cash, and multiple.

## Trade Discount

Trade discount is deducted from the list price for purchases made by buyers of a particular trade. The trade discount is stated as a percentage of the list price.

$$\text{Trade Discount} = \text{List Price} \times \text{Discount Rate}$$

$$\text{Price after Trade Discount} = \text{List Price} - \text{Trade Discount}$$

$$\text{Price after Trade Discount} = \text{List Price} (1 - \text{Discount Rate})$$

## Activity No. 1

**Aldelmy&Faraj** have a wholesaler company which trades in Laptops. If the factory price of Toshiba Laptop is QR 4500. If the discount Rate % given from Toshiba to the **wholesaler company is 6%. Calculate:**

- The discount value for one unit.
- The net price for one unit.
- The total value of discount for 1500 units sold
- The total value of sales for 1500 units sold



## Activity No. 2

If the list price of Samsung Galaxy S4 is QR 2600, but the Doha Agency for hi-tech gives 7% discount to the retailer, what is the discount value and the net price?

### Activity No. 3

Alkarbi & Alkaabi have a Showroom that sells Toyota Land Cruiser. The company list price for each car is QR 290,000, but to get rid of 2013 storage they give 3% discount for every customer. Calculate:

- The discount value for one unit.
- the net price for one unit.
- the total value of discount for 104 units sold
- The total value of sales for 104 units sold.



#### Activity No. 4

Rajaa & Alkebasy have a travel agency company that organizes overseas trips around the world. The trip list price for Malaysia is QR 11000/ person. However, in November 2012, the manager decided to give 10% discount for groups over 20 person, and 15% discount for groups over 30 person. Calculate the discount value and the net price for two tourist Regiments of 26 and 33 people.

### Activity No. 5

Hamad has a company that trades in Laptops. If the list price of a Toshiba Laptop is QR 5500 but the net price after discount is QR 5150. What is the discount Rate %?. In addition, what is the total value of discount and total value of sales if the company sold 24 units in October 2012.

### Activity No. 6

Khalifa has a company which trades in Apple products. If the list price of an ipad is QR 2600 but the net price after discount is QR 2300.

- What is the discount value in QR?
- What is the discount Rate %?
- What is the total value of discount if the company sold 63 units in September 2013?
- What is the total value of sales if the company sold 63 units in September 2013?

### Activity No. 7

Doha overseas Co. is a travel agency company that organizes overseas trips around the world. The list price of trip for Malaysia is QR 5500 for each person. However, in November 2012 the manager decided to give discount of 5%. On the other hand, Torky travel agency gives 3% discount on its QR 5000 trip to Malaysia.

Choose the best offer, and calculate the total cost of trip for a family of 6 members.



# Cash Discount

Cash discounts are given to encourage people to buy. Another type of cash discount is given to encourage debtors to pay their bills promptly. This type of discount usually stipulates a time period in which the payment must be made to take advantage of the discount. The discount terms may be stated as 10/10, 5/30 or N/30. The meaning of these terms are: 10% discount if paid within 10 days, 5% discount if paid within 30 days and no discount if paid after 30 days.

## Activity No. 1

Waleed invoice had terms of 5/30. If the list Price was \$700, find the net price if the invoice was paid in 23 days. Find the total value of discount if the number of strippers sold is 120 units in November and 240 units in December 2011?

## Activity No. 2

Your statement gives the following terms: 3/45. The balance you need to pay for 20 days is \$447.20. How much will you have to pay if you take advantage of the discount?

## Activity No. 3

What discount rate will give a net price of \$650.25 if the list price is \$765, and the term is 7/15 ?.

#### Activity No. 4

Wholesale Plumbing Supplies gives a trade discount of 15/30 to plumbers. How much would Fred's Plumbing Services pay for a solar water service listed at \$1,549 if he pays in 26 days?

#### Activity No. 5

The list price of a calculator is \$75 and the student discount offered is 18/45. Find the net price if the invoice paid in 38 days.

### Activity No. 6

Find the discount value and the net price on a car listed at \$7,999 with a discount of  $\frac{6}{50}$  if the balance will be paid in 52 days.

### Activity No. 7

Find the discount value and the net price on a car listed at QAR 240,000 with a discount of  $\frac{2}{50}$  if the balance will be paid in 30 days

# Multiple Discount for One Product

## Activity No. 1

A hardware store offers a trade discount 7% to trades people for a hard disk drive of QR 600. It offers a further 4% discount if the account is paid for in 7 days. Calculate:

- The trade and cash discount?
- the multiple discount value if the tradesperson pays in 7 days?
- What a tradesperson will pay for the item if he pays within 7 days.
- the multiple discount rate if the tradesperson pays in 7 days?

<b>Original list price</b>		
<b>- Less trade discount</b>		
<b>= Net price after trade discount</b>		
<b>- Less cash discount</b>		
<b>= Net price after cash discount</b>		
<b>Multiple discount value</b>		
<b>Multiple discount rate</b>		

## Activity No. 2

A hardware store offers a trade discount 2% to trades people for a hard disk drive of QR 350. It offers a further 3% discount if the account is paid for in 15 days. Calculate:

- The trade and cash discount?
- the multiple discount value if the tradesperson pays in 10 days?
- What a tradesperson will pay for the item if he pays within 10 days.
- the multiple discount rate if the tradesperson pays in 10 days?

<b>Original list price</b>		
<b>- Less trade discount</b>		
<b>= Net price after trade discount</b>		
<b>- Less cash discount</b>		
<b>= Net price after cash discount</b>		
<b>Multiple discount value</b>		
<b>Multiple discount rate</b>		

### Activity No. 3

Doha overseas Co. is a travel agency company that organizes overseas trips around the world. The list price of trip for Malaysia is QR 6000 for each person. However, in November 2012 the manager decided to give trade discount of 4% for large groups, and a cash discount of 6/25. Calculate:


- The trade and cash discount?
- the multiple discount value if the tradesperson pays in 14 days?
- What a tradesperson will pay for the item if he pays within 14 days.
- the multiple discount rate if the tradesperson pays in 14 days?

<b>Original list price</b>		
<b>- Less trade discount</b>		
<b>= Net price after trade discount</b>		
<b>- Less cash discount</b>		
<b>= Net price after cash discount</b>		
<b>Multiple discount value</b>		
<b>Multiple discount rate</b>		

# Multiple Discount for More Than One Item

## Activity No. 1

Read the following invoice and then complete spaces.


	<b>QCSS Stationery Supplies</b> 1234 Al Fundaq Road Al Sadd www.qfcbe.com.qa Tel: 33678912	<b>INVOICE</b> <b>Invoice Number:</b> B6554 <b>Invoice Date:</b> 20 Feb 2013	
	<b>Customer information</b>		
<b>Billing address</b>			
<b>Company:</b>	Al Jassim Group	<b>Company:</b>	Al Jassim Group
<b>ABN:</b>	444 555 666 11	<b>ABN:</b>	444 555 666 11
<b>Name:</b>	Mr Peter Williams	<b>Name:</b>	Mr Peter Williams
<b>Address:</b>	PO Box 7123	<b>Address:</b>	556 Salwa Road
	Doha		Abu Hamour
			Doha
<b>Shipping Method:</b>		Road Express	



Qty	Product Description	Unit price	Amount in QR
60	A4 Bond Paper - White	15	
58	Lever Arch Files	3	
35	3 Ring Files	2	
12	Receipt Books	5	
		Subtotal:	
		Less 4% trade discount	
		Total after trade discount	
		Less 2% cash discount	
		Total after cash discount	
<b>Total Amount in words:</b>			
Total Amount before multiple discount			
Multiple discount value (trade+cash)			
Total Amount after multiple discount			
Multiple discount rate			
<b>Notes:</b> Goods to be delivered by Doha Express Couriers as requested by customer.			

## Activity No. 2


Read the following invoice and then complete spaces.

	<b>QCSS Stationery Supplies</b> 1234 Al Fundaq Road Al Sadd www.qfcbe.com.qa Tel: 33678912	<b>INVOICE</b> <b>Invoice Number:</b> B6554 <b>Invoice Date:</b> 20 Feb 2013	
	<b>Customer information</b>		
<b>Billing address</b>			
<b>Company:</b>	Al Jassim Group	<b>Company:</b>	Al Jassim Group
<b>ABN:</b>	444 555 666 11	<b>ABN:</b>	444 555 666 11
<b>Name:</b>	Mr Peter Williams	<b>Name:</b>	Mr Peter Williams
<b>Address:</b>	PO Box 7123	<b>Address:</b>	556 Salwa Road
	Doha		Abu Hamour
			Doha
<b>Shipping Method:</b>			Road Express

Qty	Product Description	Unit price	Amount in QR
130	Note Book	15	
80	Red Pen	6	
25	Compass	9	
40	HP ink toner	56	
		Subtotal:	
		Less 1.5% trade discount	
		Total after trade discount	
		Less 3.25% cash discount	
		Total after cash discount	
<b>Total Amount in words:</b>			
Total Amount before multiple discount			
Multiple discount value (trade+cash)			
Total Amount after multiple discount			
Multiple discount rate			
<b>Notes:</b> Goods to be delivered by J & M Express Couriers as requested by customer.			

### Activity No. 3


Read the following invoice and then complete spaces.

	<b>QCSS Stationery Supplies</b> 1234 Al Fundaq Road Al Sadd www.qfcbe.com.qa Tel: 33678912	<b>INVOICE</b> <b>Invoice Number:</b> B6554 <b>Invoice Date:</b> 20 Feb 2013	
	<b>Customer information</b>		
<b>Billing address</b>			
<b>Company:</b>	Al Jassim Group	<b>Company:</b>	Al Jassim Group
<b>ABN:</b>	444 555 666 11	<b>ABN:</b>	444 555 666 11
<b>Name:</b>	Mr Peter Williams	<b>Name:</b>	Mr Peter Williams
<b>Address:</b>	PO Box 7123	<b>Address:</b>	556 Salwa Road
	Doha		Abu Hamour
			Doha
<b>Shipping Method:</b>			Road Express

Qty	Product Description	Unit price	Trade Discount	Amount after Trade Discount
13	Note Book	7	1.0%	
40	Red Pen	2	1.5%	
23	Compass	11	3.5%	
48	HP ink toner	25	5.0%	
		Subtotal:		
		Less 2% cash discount		
		Total after cash discount		
<b>Total Amount in words:</b>				
Total Amount before multiple discount				
Multiple discount value (trade+cash)				
Total Amount after multiple discount				
Multiple discount rate				
<b>Notes:</b> Goods to be delivered by J & M Express Couriers as requested by customer.				

## Activity No. 4

Read the following invoice and then complete spaces.

	<b>QCSS Stationery Supplies</b> 1234 Al Fundaq Road Al Sadd www.qfcbe.com.qa Tel: 33678912	<b>INVOICE</b> <b>Invoice Number:</b> B6554 <b>Invoice Date:</b> 20 Feb 2013	
	<b>Customer information</b>		
<b>Billing address</b>			
<b>Company:</b>	Al Jassim Group	<b>Company:</b>	Al Jassim Group
<b>ABN:</b>	444 555 666 11	<b>ABN:</b>	444 555 666 11
<b>Name:</b>	Mr Peter Williams	<b>Name:</b>	Mr Peter Williams
<b>Address:</b>	PO Box 7123	<b>Address:</b>	556 Salwa Road
	Doha		Abu Hamour
			Doha
<b>Shipping Method:</b>			Road Express

Qty	Product Description	Unit price	Trade Discount	Amount after Trade Discount
10	Note Book	6	2.00%	
45	Red Pen	4	1.25%	
83	Compass	15	3.00%	
15	HP ink toner	35	2.50%	
		Subtotal:		
		Less 4% cash discount		
		Total after cash discount		
Total Amount in words:				
Total Amount before multiple discount				
Multiple discount value (trade+cash)				
Total Amount after multiple discount				
Multiple discount rate				
Notes: Goods to be delivered by J & M Express Couriers as requested by customer.				



## Test Your Knowledge and Skills



### Activity No. 1

**What is the equation used to calculate the trade discount?**

- a. Trade Discount = List Price + Discount Rate
- b. Trade Discount = List Price - Discount Rate
- c. Trade Discount = List Price  $\times$  Discount Rate
- d. Trade Discount = List Price  $\div$  Discount Rate

### Activity No. 2

**What is the equation used to calculate the Price after Trade Discount?**

- a. Price after Trade Discount = List Price (1 + Discount Rate)
- b. Price after Trade Discount  $\times$  List Price = 1 – Discount Rate
- c. Price after Trade Discount + List Price = 1 – Discount Rate
- d. Price after Trade Discount = List Price (1 – Discount Rate)

### Activity No. 3

**What does “5/30” mean?**

- a. A cash discount of 5% if the customer pays in 30 days.
- b. A cash discount of 30% if the customer pays in 5 days.
- c. A trade discount of 5% if the customer pays in 30 days.
- d. None of the above.





#### Activity No. 4

If the list price of Samsung Galaxy S4 is QR 2600, but the Doha Agency for hi-tech gives 7% discount to the retailer, what is the trade discount value and the net price?

#### Activity No. 5

If the list price of iPhone 5 is QR 3000, but the Doha Agency for hi-tech gives 5% discount to the retailer, what is the trade discount value and the net price?

## Activity No. 6

**Aldelemy&Faraj** have a wholesaler company which trades in Laptops. If the factory price of Toshiba Laptop is QR 4500. If the discount Rate % given from Toshiba to the **wholesaler company is 6%. Calculate:**

- The discount value for one unit.
- The net price for one unit.
- The total value of discount for 1500 units sold
- The total value of sales for 1500 units sold



## Activity No. 7

Alkarbi & Alkaabi have a Showroom that sells Toyota Land Cruiser. The company list price for each car is QR 290,000, but to get rid of 2013 storage they give 3% discount for every customer. Calculate:

- The discount value for one unit.
- the net price for one unit.
- the total value of discount for 104 units sold
- The total value of sales for 104 units sold.



## Activity No. 8

Rajaa& Alkebasy have a travel agency company that organizes overseas trips around the world. The trip list price for Malaysia is QR 11000/ person. However, in November 2012, the manager decided to give 10% trade discount for groups over 20 person, and 15% discount for groups over 30 person. Calculate the trade discount value and the net price for tourist group of 33 people.

### Activity No. 9

Rajaa& Alkebasy have a travel agency company that organizes over-seas trips around the world. The trip list price for Malaysia is QR 7000/ person. However, in November 2012, the manager decided to give 7.5% trade discount for groups over 40 person, and 10% discount for groups over 60 person. Calculate the trade discount value and the net price for a group of 50 people and a group of 70 people?

### Activity No. 10

Wholesale Plumbing Supplies gives a trade discount of 15/30 to plumbers. How much would Fred's Plumbing Services pay for a solar water service listed at \$1,549 if he pays in 26 days?

### Activity No. 11


The list price of a calculator is \$75 and the student discount offered is 18/45. Find the net price if the invoice paid in 38 days.

## Activity No. 12

Your statement gives the following terms: 3/45. The balance you need to pay for 20 days is \$447.20. How

## Activity No. 13

Read the following invoice and then complete spaces.


	<b>QCSS Stationery Supplies</b> 1234 Al Fundaq Road Al Sadd www.qfcbe.com.qa Tel: 33678912	<b>INVOICE</b> <b>Invoice Number:</b> B6554 <b>Invoice Date:</b> 20 Feb 2013	
	<b>Customer information</b>		
<b>Billing address</b>			
<b>Company:</b>	Al Jassim Group	<b>Company:</b>	Al Jassim Group
<b>ABN:</b>	444 555 666 11	<b>ABN:</b>	444 555 666 11
<b>Name:</b>	Mr Peter Williams	<b>Name:</b>	Mr Peter Williams
<b>Address:</b>	PO Box 7123	<b>Address:</b>	556 Salwa Road
	Doha		Abu Hamour
			Doha
<b>Shipping Method:</b>			Road Express



Qty	Product Description	Unit price	Trade Discount	Amount after Trade Discount
13	Note Book	7	1.0%	
40	Red Pen	2	1.5%	
23	Compass	11	3.5%	
48	HP ink toner	25	5.0%	
		Subtotal:		
		Less 2% cash discount		
		Total after cash discount		
Total Amount in words:				
Total Amount before multiple discount				
Multiple discount value (trade+cash)				
Total Amount after multiple discount				
Multiple discount rate				
Notes: Goods to be delivered by J & M Express Couriers as requested by customer.				

## Activity No. 14

Read the following invoice and then complete spaces.

	<b>QCSS Stationery Supplies</b> 1234 Al Fundaq Road Al Sadd www.qfcbe.com.qa Tel: 33678912	<b>INVOICE</b> <b>Invoice Number:</b> B6554 <b>Invoice Date:</b> 20 Feb 2013	
	<b>Customer information</b>		
<b>Billing address</b>			
<b>Company:</b>	Al Jassim Group	<b>Company:</b>	Al Jassim Group
<b>ABN:</b>	444 555 666 11	<b>ABN:</b>	444 555 666 11
<b>Name:</b>	Mr Peter Williams	<b>Name:</b>	Mr Peter Williams
<b>Address:</b>	PO Box 7123	<b>Address:</b>	556 Salwa Road
	Doha		Abu Hamour
			Doha
<b>Shipping Method:</b>		Road Express	

Qty	Product Description	Unit price	Trade Discount	Amount after Trade Discount
10	Note Book	6	2.00%	
45	Red Pen	4	1.25%	
83	Compass	15	3.00%	
15	HP ink toner	35	2.50%	
		Subtotal:		
		Less 4% cash discount		
		Total after cash discount		
Total Amount in words:				
Total Amount before multiple discount				
Multiple discount value (trade+cash)				
Total Amount after multiple discount				
Multiple discount rate				
Notes: Goods to be delivered by J & M Express Couriers as requested by customer.				